

Wherever There is Pro AVL . . . There is LynTec


Every power control panel LynTec has ever made is reliable, protective and brilliantly simplistic. Switching at the circuit level is our legacy. While our heritage is in venues like Madison Square Garden, the Austin City Limits Stage at the Moody Theater and the like, our future is everywhere there is amplified sound, performance lighting and distributed video to control.

SINGLE PROTOCOL | REMOTE CONTROL BREAKER PANELS


Motorized breakers protect and control circuits. From just one panel, control sequenced audio systems, powered speakers, non-dimmed lighting and remotely reset intelligent lighting.

You must electrically protect relay-based systems with a circuit breaker. Eliminate these systems with motorized breakers that simplify control. Control is just the beginning.

- Saves space
- Saves costs on redundant installation and hardware
- Saves energy with no holding current or heat sinks required
- Rated for 60k on, off, on cycles
- Automatic load shedding and brownout protection
- Standard emergency override function



Remotely Control Electrical Loads

- 15A, 20A and 30A - 1, 2 or 3 poles
- UL listed
- Built-in internal switching capability by 

Customize it to Handle Your Control Issues

- MS series adds ONE-TOUCH sequential on/off control
- LC series adds DMX512 individual circuit control
- SC series adds RS-232 individual circuit control



LynTec

LynTec.com | 800.724.4047

Power Control Simplified

SINGLE PROTOCOL REMOTE CONTROL BREAKER PANELS

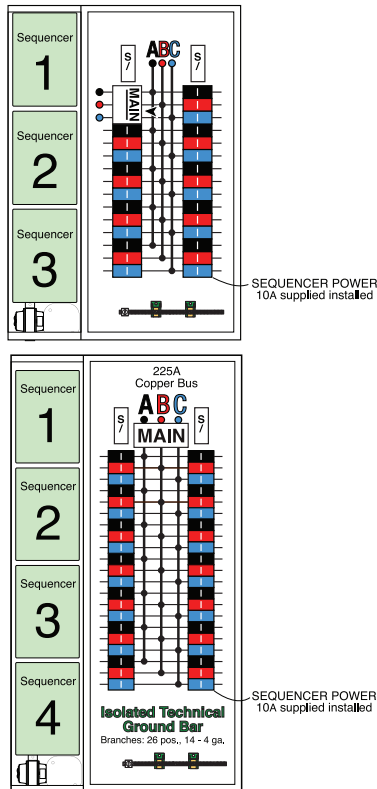
Load Centers

Square D QO series load centers with LynTec sidecars

Available in 26 and 41 circuit cabinets

Outside dimensions:

- o 26 circuit — 20.9" w., 29.8" h., 3.9" d.
- o 41 circuit — 20.9" w., 39.3" h., 3.9" d.



Panelboards

Square D NQ MB Panel with LynTec sidecars

MS Series Panelboards

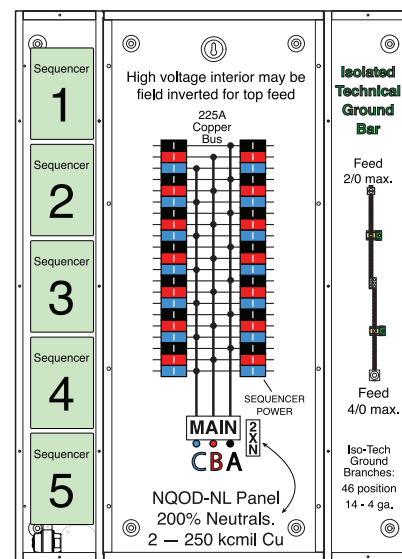
Outside dimensions:

- o 36" w., 50" h., 6.13" d.

LC and SC Series Panelboards

Outside dimensions:

- o 36" w., 50" h., 6.13" d.



High voltage interior may be field inverted for top feed.
Knockout panels supplied in both ends.

So Simple You Can Specify Yours in 5 Steps:

All LynTec products are daisy-chainable

1. Choose the control method: MS=Sequencing, LC=DMX512, and SC=RS-232
2. Choose the cabinet style: LC for load center and P for panelboard
3. Choose three phase (3) or single phase (1)
4. Choose the number of circuits: 26 or 41 (panelboards are only available in 41 circuits)
5. Choose the maximum number of controlled circuits: 12, 24, 36 or 48 for MS and 10,20, 30, 40 or 50 for LC and SC

For example: MSLC 326-24 is a 3 phase sequencing load center with 26 circuits (24 max controlled)
LCP 341-30 is a 3 phase DMX controlled panelboard with 41 circuits (30 max controlled)