

Built-in Kill, Hurry-Off and **ZipOff** (PANIC) switch option for **MSLC** and **MSP** and **PDS-8EK** series AC SEQUENCING SYSTEMS

What the functions do

Kill — EMERGENCY SHUTDOWN

Provides an **IMMEDIATE** shut down method for the sound system at the command of a fire alarm, emergency announcement system, or ZipOff switch.

Optional **ZipOff** switch, **ZOS-5K**

Provides a full AC Power shutdown within 200 milliseconds after the **ZipOff** button is pushed.

In case of a runaway oscillation or other unexpected signal which could damage the loudspeakers if sustained...

Lift the protective cover and press the ZipOff button... it latches down and lights red. The AC power sequencing system immediately zips off.

Press again to unlatch... the light goes out and the sequencer restarts to repower the system.

OR

Use the new **Hurry-Off** function at any OFF switch.

MULTI-BOARD SHUNT R

The Kill line is an 11 ma. current source from each MS-12 Modular Sequencer or PDS-8 EK board

A voltage sensor on the Kill line determines the Kill threshold.

The Kill line has an open circuit voltage of 28 volts which must be pulled down to less than 10.5 volts to generate a Kill function. Grounding the Kill line to Common will always kill the system instantly. This current source may also be used to light the Zip-Off switch's, red LED.

The red ZipOff LED only requires 10 ma. For systems where multiple-board system's Kill lines are paralleled, a 9 v. voltage regulator chip is installed in the **ZOS-5K** which will automatically shunt the excess source current of up to 5 boards. For more than 5 boards an additional resistor must be used in parallel with the ZipOff switch LED. To prevent damage due to overheating the voltage regulator chip, the resistor should be installed as shown with **full length leads** to get the heat source away from the switch.

Total Number of boards	Shunt Resistor required	
1-5	none	
6	820Ω, 1/4w	16
7	430Ω, 1/4w	17
8	270Ω, 1/2w	18
9	200Ω, 1/2w	19
10	150Ω, 1/2w	20
11	150Ω, 1w	21
12	120Ω, 1w	22
13	100Ω, 1w	23
14	92Ω, 1w	24
15	82Ω, 1w	25
		75Ω, 2w
		68Ω, 2w
		62Ω, 2w
		56Ω, 2w
		56Ω, 2w
		51Ω, 2w
		47Ω, 2w
		47Ω, 2w
		43Ω, 2w
		39Ω, 2w

What to specify or order

For **ZipOff** switch order **ZOS-5K**. (services up to 5 Kill equipped boards) Includes switch with ZipOff film legend and flip up security cover.

Switch mounts in 5/8" round hole in panels up to 3/16" thick.

ZOS-5K Contractor C.O.D. price: \$40.

Delivery: Stock.

www.**LynTec**.com

8401 Melrose Drive • Lenexa, KS 66214 • Voice 800-724-4047 or 913-529-2233 • Fax 888-722-4157 or 913-529-4157

Hurry-Off

The MS-12 Modular & PDS-8EK Sequencing boards have a new Hurry-Off function. If you **hold down** any OFF switch for two seconds, a "Kill without restore" function is triggered. The system shuts down within 200 milliseconds and doesn't restart until you give it a new ON command. Kinda like a DSP undo command.

How they work

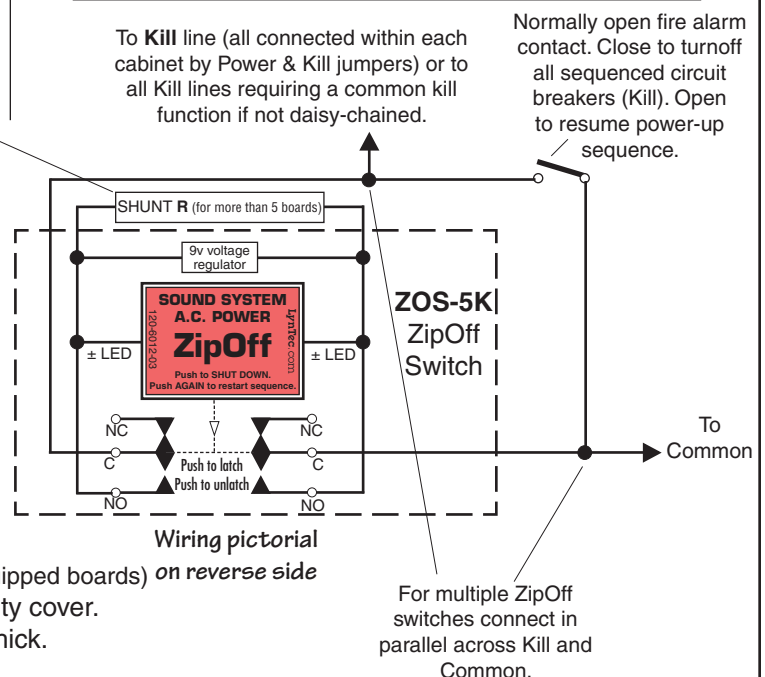
All LynTec sequencing systems have the ZipOff load shedding feature. The older SLC, SP and PDS-8's implemented it by interrupting 24v ac power.

The newer Modular sequencers, the MSLC and MSP series and the PDS-8EK, load shed when power fails, but also have a **Kill** function that is triggered by grounding the **Kill** line.

The red **Kill** LED, adjacent to the Kill terminal on the board, lights and Zip-Off is immediate. The kill line is a low current line. Long control wiring may be used without concern for loop resistances up to 32Ω. (22 gauge, up to a 1,000 ft. run [2,000 ft. loop] or a 680 ft. run of 24 ga).

The ON/OFF *latching* pilot relay remembers that the sequencer was ON. When the **Kill** line is opened, the ON sequence repeats, bringing the AC power back on.

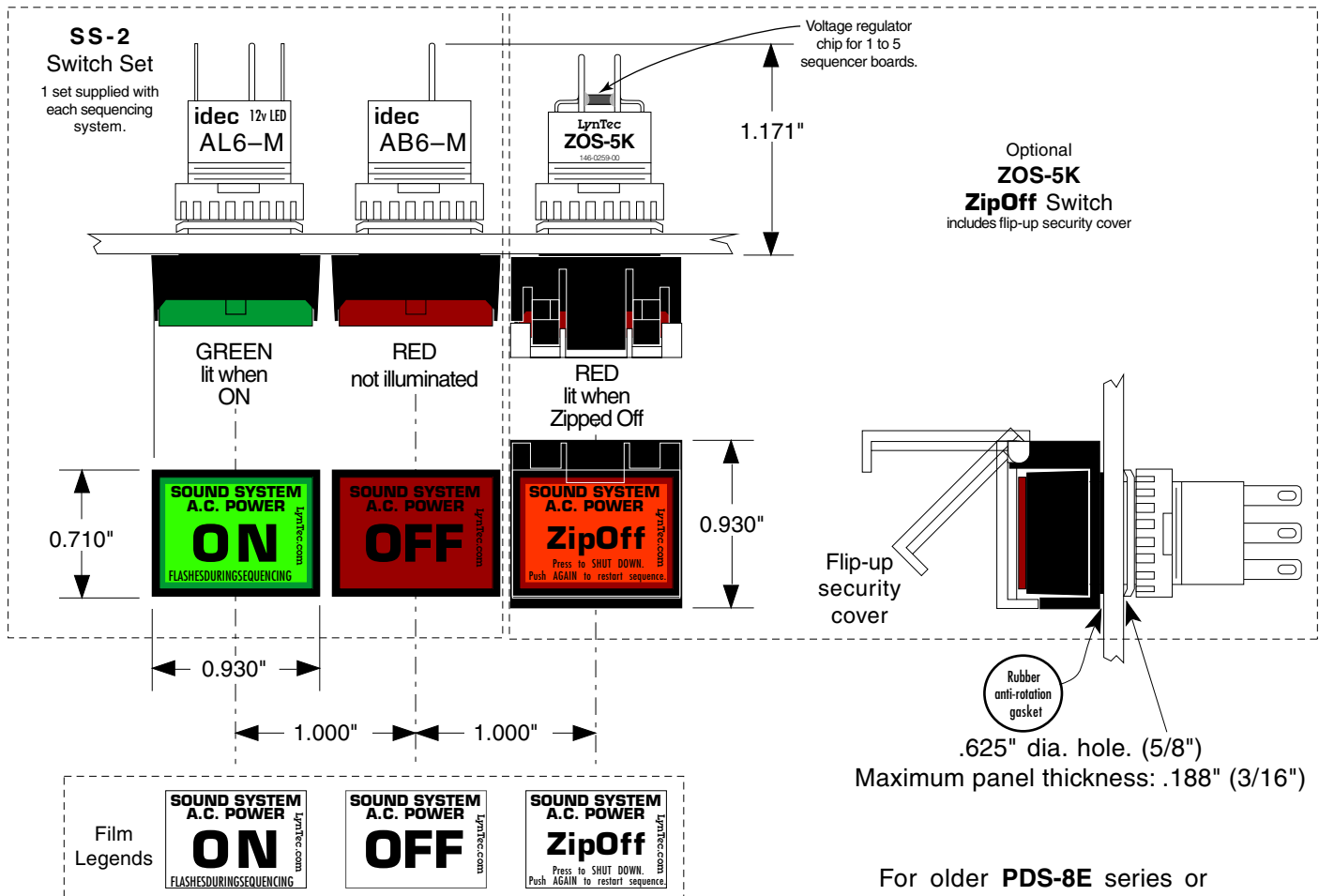
For the Modular series control boards the **ZipOff** switch connects the Kill line to common, through the Zip-Off switch's LED, initiating the Kill function.





for **Modular A.C. Sequencing Systems**, models **MSLC, MSP & PDS-8EK**.

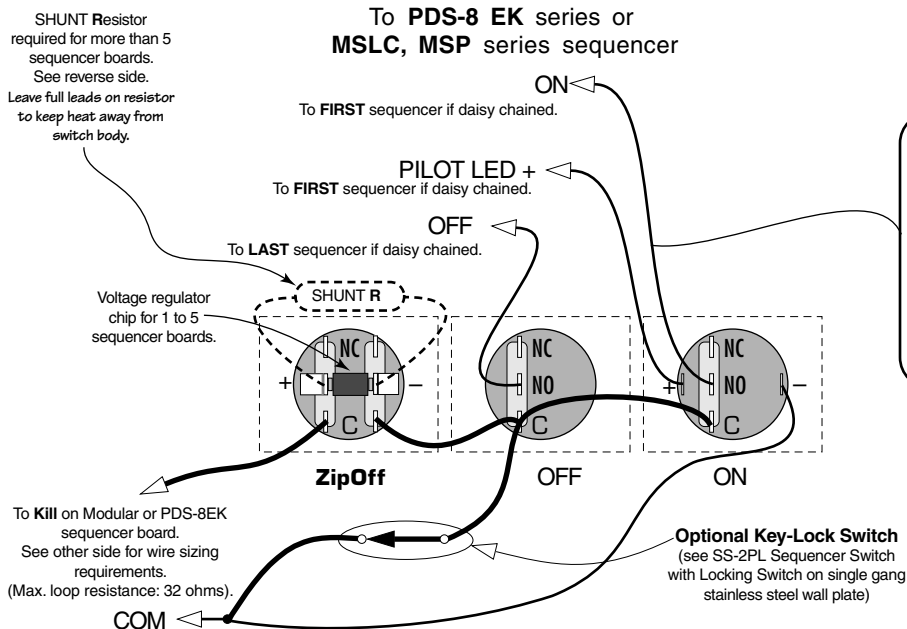
ON, OFF and ZipOff switch mounting & wiring



For older **PDS-8E** series or **SLC, SP** series sequencers
see

http://www.lyntec.com/139-0137_ZOS-1.pdf

Wiring pictorial - Rear view



Wire requirements

Switch set to sequencer: 4 conductors.
Between daisy chained Modular sequencers: 9 conductors, 11 if Power Vouchers are used.
Up to 5,000 ft run: 22 ga.,
5,000 to 7500 ft. run: 20 ga.
7,500 to 10,000 ft. run: 18 ga.
See other side for **ZipOff** wire sizing.